



POLICY
IMPACT

TEEN
DRIVER
SAFETY

National Center for Injury Prevention and Control
Division of Unintentional Injury Prevention





WHAT'S THE ISSUE?

Motor vehicle crashes are the leading cause of death for U.S. teens. In 2009, about 3,000 teens in the United States ages 15 to 19 were killed, and in 2008 more than 350,000 were treated in emergency departments for injuries suffered in motor vehicle crashes.^{1,2}

In one year alone, crash-related injuries and deaths among teens ages 15 to 19 cost \$14 billion in medical care and productivity losses.³

Teen motor vehicle crashes are preventable. There are proven policies to improve the safety of young drivers on the road.

An infographic featuring a large, light blue number '8' in the center. Inside the top loop of the '8', the text 'In 2009, eight teens died a day from motor vehicle crashes.' is written in a bold, blue, sans-serif font. The number '8' is set against a yellow circular background. The entire graphic is flanked by two large, light blue curly braces, one on the left and one on the right.

In 2009, eight teens died a day from motor vehicle crashes.

A teen dies in a car crash every 3 hours.

WHAT DO WE KNOW?

Among all age groups, teen drivers are at the greatest risk. Per mile driven, teen drivers are four times more likely than adult drivers to crash.⁴ Factors that contribute to teen crashes and injuries include the following:

Driver inexperience: Crash rates are highest during the first year a teen has a license.⁴

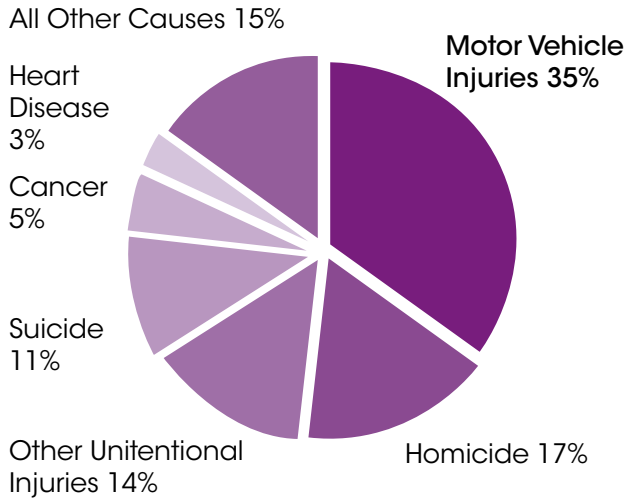
Driving with teen passengers: Crash risk goes up when teens drive with other teens in the car. The risk increases with each additional passenger.⁵

Nighttime driving: For all ages, fatal crashes are more likely to occur at night, but the risk is highest for teens.⁶

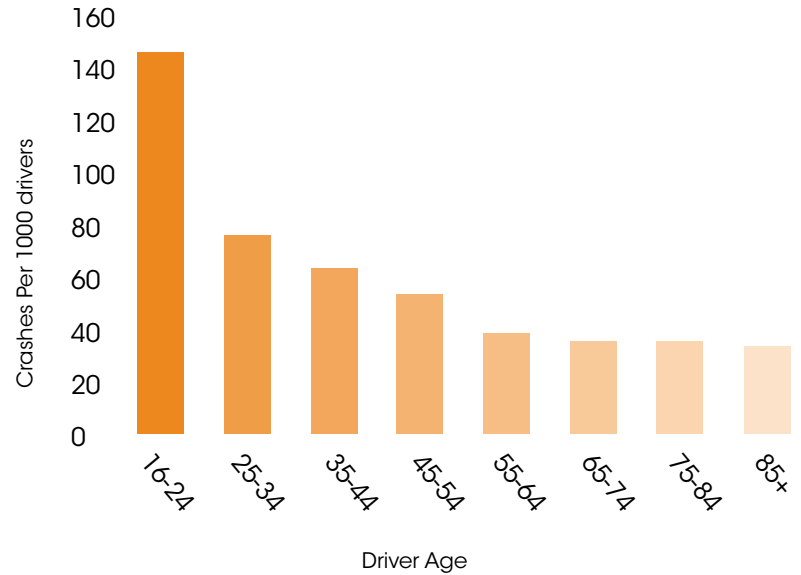
Not wearing seat belts: Compared with other age groups, teens have the lowest rate of seat belt use.⁷

Distracted driving: Distractions – such as talking or texting on cell phones, eating, or playing with the radio – increase teen drivers' risk of being in a crash.⁸

Motor vehicle crashes are the leading cause of death for teens (Ages 15-19, 2007)¹



Younger drivers have more crashes⁹



**If every state had a strong
GDL policy, we could save
175 lives and prevent
about 350,000 injuries
each year.**

WHAT CAN WE DO?

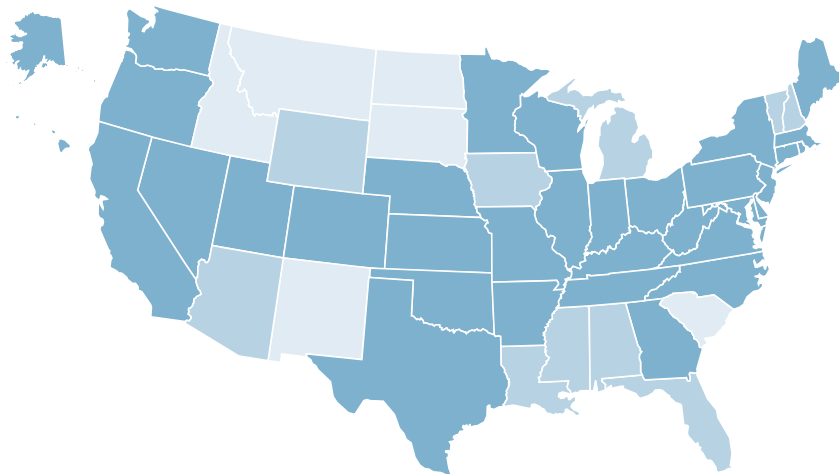
Graduated driver licensing (GDL) systems are proven effective in keeping teens safe on the road. They help new drivers gain experience under low-risk conditions by granting driving privileges in stages. As teens move through the stages of GDL, they are given extra privileges, such as driving at night or driving with passengers.

Research indicates that the most comprehensive GDL systems prevent crashes and save lives.¹¹ While most states have a three-stage GDL system, rules and requirements vary considerably. States can best protect their teens by putting strong three-stage GDL systems in place.

We can do more to keep teen drivers safe. Existing policies can be strengthened and made more comprehensive, and new policies can be proposed. Improving policies will prevent crashes and safeguard teens and other road users from needless injuries and deaths.

CDC RECOMMENDATIONS

- Graduated driver licensing policies that include a three-stage system:
 1. Learner's permit
 - 16-years-old as the minimum age.
 - Mandatory holding period of at least six months.
 2. Probationary license
 - No unsupervised nighttime driving from at least 10:00 pm to 5:00 am.
 - Limit the number of teen passengers that may accompany a teen driver without adult supervision to zero or one (not including family members).
 3. Full license
 - 18-years-old as the minimum age.
- Prohibit cell phone use (talking and texting) for teenage drivers.
- Allow teenage drivers to be stopped and ticketed if they or their passengers are not wearing seat belts. This is known as a primary enforcement seat belt law.
- Vigorously enforce zero tolerance policies for underage drinking and driving. A zero tolerance law makes it illegal for a person under the age of 21 to drive with any measurable amount of alcohol in their blood.



How state GDL systems measure up¹¹

The Insurance Institute for Highway Safety ranks state licensing systems for young drivers, giving points for key components of GDL. Even in states ranked “good,” there is still room for improvement. For more information, visit: www.iihs.org/laws/graduatedlicenseintro.aspx.

Updated in August 2010



POLICY IMPACT

Policy Impact is a series of issue briefs from CDC’s Injury Center highlighting key public health issues and important, science-based policy actions that can be taken to address them.

For more information on Teen Driver Safety, contact the Centers for Disease Control and Prevention:
www.cdc.gov/motorvehiclesafety • cdcinfo@cdc.gov • 1-800-CDC-INFO (232-4643) | TTY 1-888-232-6348

For references, visit: www.cdc.gov/motorvehiclesafety/teenbrief

October 2010
 CS216393-B